

# Conductivities of the Ternary Systems $Y(NO_3)_3 + Ce(NO_3)_3 + H_2O$ , $Y(NO_3)_3 + Nd(NO_3)_3 + H_2O$ , $Ce(NO_3)_3 + Nd(NO_3)_3 + H_2O$ and Their Binary Subsystems at Different Temperatures

Yu-Feng Hu,\* Xiao-Ming Peng, Shan Ling, Jin-Zhu Zhang, and Chuan-Wei Jin

State Key Laboratory of Heavy Oil Processing and High Pressure Fluid Phase Behavior & Property Research Laboratory, China University of Petroleum, Beijing 102249, China

**S** Supporting Information

**ABSTRACT:** Conductivities were measured for the ternary systems  $Y(NO_3)_3 + Ce(NO_3)_3 + H_2O$ ,  $Y(NO_3)_3 + Nd(NO_3)_3 + H_2O$ , and  $Ce(NO_3)_3 + Nd(NO_3)_3 + H_2O$  and their binary subsystems  $Y(NO_3)_3 + H_2O$ ,  $Ce(NO_3)_3 + H_2O$ , and  $Nd(NO_3)_3 + H_2O$  at (293.15, 298.15, and 308.15) K. The measured conductivities were used to test the generalized Young's rule and the semi-ideal solution theory. The comparison results show that the generalized Young's rule and the semi-ideal solution theory can yield good predictions for the conductivities of the ternary electrolyte solutions, implying that the conductivities of aqueous solutions of (1:3 + 1:3) electrolyte mixtures can be well predicted from those of their constituent binary solutions by the simple equations.

## INTRODUCTION

The thermodynamic properties and the transport properties of mixed aqueous solutions play an important role in a variety of fields, including chemistry and chemical engineering, separation process, wastewater treatment, pollution control, and oil recovery. Electrical conductivity is one of the principal transport properties of aqueous electrolyte solutions, not only for its intrinsic interest but also for technical and industrial applications such as batteries and plating. In addition, conductivity measurements are usually used to verify electrolyte theories.<sup>1</sup> However, whereas the thermodynamic and the transport properties of binary electrolyte solutions are extensively reported in the literature, relatively few data are available for mixed solutions, especially for aqueous solutions of (1:3 + 1:3) electrolyte mixtures. Therefore, it is very important to develop simple predictive equations to predict the properties of multicomponent solutions from the available properties of their binary solutions.<sup>2–5</sup>

The semi-ideality model has been extensively used to interpret deviations of the osmotic coefficient of aqueous solutions from ideal behavior,<sup>6–9</sup> which means that the solute–solute interactions can be neglected and the solute–solvent interactions can be simply described by a series of hydration equilibria. In 1966, Stokes and Robinson proposed a semi-ideality concept for aqueous solutions of several nonelectrolyte solutes under iso-piestic condition.<sup>10</sup> Recently, a semi-ideal solution theory has been proposed to describe the process of mixing the binary nonideal solutions at constant water activity.<sup>11,12</sup> Both the Young's rule<sup>13</sup> and the semi-ideal solution theory<sup>11,12</sup> provide good predictions for the thermodynamic properties (including activity coefficient of each solute in multicomponent solutions, volumetric properties,<sup>14</sup> and thermal properties<sup>15</sup>) of mixed electrolyte solutions from the properties of their binary subsystems. They have also been extended to conductivity of mixed electrolyte solutions.<sup>16,17</sup> However, because the conductivities of aqueous solutions of (1:3 + 1:3) electrolyte mixtures are not available in

the literature to our knowledge, tests were limited to aqueous solutions of (1:1 + 1:1), (1:1 + 1:2), and (1:1 + 1:3) electrolyte mixtures and limited to lower ionic strength. Therefore, in this study the conductivities were measured for the ternary systems  $Y(NO_3)_3 + Ce(NO_3)_3 + H_2O$ ,  $Y(NO_3)_3 + Nd(NO_3)_3 + H_2O$ , and  $Ce(NO_3)_3 + Nd(NO_3)_3 + H_2O$ , and their binary subsystems  $Y(NO_3)_3 + H_2O$ ,  $Ce(NO_3)_3 + H_2O$ , and  $Nd(NO_3)_3 + H_2O$  at different temperatures and up to  $I_{max} \leq 24.4 \text{ mol} \cdot \text{kg}^{-1}$ . The results were used to verify the applicability of the generalized Young's rule and the semi-ideal solution theory.

## MATERIALS AND METHODS

$Y(NO_3)_3 \cdot 6H_2O$  (99.99 %),  $Ce(NO_3)_3 \cdot 6H_2O$  (99.99 %), and  $Nd(NO_3)_3 \cdot xH_2O$  (> 99 %) supplied by Shanghai Aladdin Reagent Co., Ltd. were dissolved into double-distilled deionized water. The resulting rare earth nitrate solutions were adjusted to their equivalent concentrations with dilute  $HNO_3$  solutions and then reheated and readjusted until stabilized.<sup>18</sup> The molalities of rare earth nitrate stock solutions were analyzed by both EDTA<sup>19</sup> and sulfate methods.<sup>18</sup> The stock solution concentrations were determined with an accuracy of  $\leq 0.10 \%$ .<sup>19</sup> Low-conductivity water was double-distilled, passed by a reverse osmosis system, and finally treated with a water purification system. The conductivity of the water was less than  $0.050 \mu\text{S} \cdot \text{cm}^{-1}$ .

The experimental procedures are similar to those used in our previous study<sup>17</sup> and are described briefly as follows. Dilute solutions were prepared by diluting a stock solution by mass with water. We prepared the ternary solutions by mixing the binary solutions with known concentrations by mass. All solutions were prepared immediately before use, and the uncertainty

**Received:** May 8, 2011

**Accepted:** September 9, 2011

**Published:** September 28, 2011

**Table 1.** Parameters for the Binary Systems  $Y(NO_3)_3 + H_2O$ ,  $Ce(NO_3)_3 + H_2O$ , and  $Nd(NO_3)_3 + H_2O$  at Different Temperatures

T/K	293.15	298.15	308.15	T/K	293.15	298.15	308.15
	$\sigma_{Y(NO_3)_3 + H_2O}^o$				$\sigma_{Ce(NO_3)_3 + H_2O}^o$		
A <sub>0</sub>	3.554291	2.946847	9.001244	A <sub>0</sub>	8.110726	12.263023	14.187170
10 <sup>-2</sup> A <sub>1</sub>	1.903583	2.245822	2.502971	10 <sup>-2</sup> A <sub>1</sub>	1.674526	1.772205	2.110410
10 <sup>-2</sup> A <sub>2</sub>	-1.208557	-1.446431	-1.579533	10 <sup>-2</sup> A <sub>2</sub>	-1.229512	-1.284984	-1.530772
10 <sup>-1</sup> A <sub>3</sub>	3.073794	3.774747	4.007953	10 <sup>-1</sup> A <sub>3</sub>	3.716791	3.810032	4.590621
A <sub>4</sub>	-3.650538	-4.634991	-4.736773	A <sub>4</sub>	-5.381911	-5.389806	-6.595535
10A <sub>5</sub>	1.675685	2.210391	2.139818	10A <sub>5</sub>	3.071183	2.993848	3.718466
$\delta_{\sigma}^o$	$7.5 \cdot 10^{-4}$	$2.1 \cdot 10^{-4}$	$8.5 \cdot 10^{-4}$	$\delta_{\sigma}^o$	$7.0 \cdot 10^{-4}$	$6.1 \cdot 10^{-4}$	$6.5 \cdot 10^{-4}$
	$\sigma_{Nd(NO_3)_3 + H_2O}^o$				$\varphi_{Y(NO_3)_3 + H_2O}^{o,298.15}$		
A <sub>0</sub>	7.852768	9.167663	13.650377	B <sub>0</sub>	0.816929	$\varphi_{Ce(NO_3)_3 + H_2O}^{o,298.15}$	$\varphi_{Nd(NO_3)_3 + H_2O}^{o,298.15}$
10 <sup>-2</sup> A <sub>1</sub>	1.672822	1.834471	2.120852	B <sub>1</sub>	-0.343762	-3.299233	0.760181
10 <sup>-2</sup> A <sub>2</sub>	-1.163168	-1.288338	-1.477699	B <sub>2</sub>	0.722643	14.079971	-0.131740
10 <sup>-1</sup> A <sub>3</sub>	3.283565	3.743737	4.254943	B <sub>3</sub>	-0.164927	-19.061765	0.132389
A <sub>4</sub>	-4.393174	-5.280104	-5.906276	B <sub>4</sub>	0.010871	12.696013	0.207792
10A <sub>5</sub>	2.292078	2.986023	3.245291	B <sub>5</sub>	-0.000546	-4.046712	-0.102828
$\delta_{\sigma}^o$	$2.0 \cdot 10^{-4}$	$4.1 \cdot 10^{-4}$	$5.3 \cdot 10^{-4}$	$\delta_{\sigma}^o$	$9.7 \cdot 10^{-4}$	0.499920	0.014000
						$4.0 \cdot 10^{-3}$	$6.5 \cdot 10^{-4}$

was  $\pm 5 \cdot 10^{-5} \text{ mol} \cdot \text{kg}^{-1}$ . The conductivity measurements were carried out with a METTLER TOLEDO SevenEasy conductivity meter (cell constant =  $0.57 \text{ cm}^{-1}$ ) calibrated with the standard aqueous potassium chloride solutions, and the uncertainty was  $\pm 0.5 \%$ .<sup>17</sup> During measurements, the cell was immersed in a model 501A thermostatic bath filled with silicone oil. The bath temperature was kept constant to within  $\pm 0.05 \text{ K}$ . The temperature was measured with a PT100 with an evaluating standard uncertainty of  $\pm 0.006 \text{ K}$ .

**Predictive Equations for Conductivity of Mixed Electrolyte Solutions.** In the following section, the variables with the superscript (*io*) together with the subscript  $M_iX_i$  were used to denote the quantities of component  $M_iX_i$  in the binary solution  $M_iX_i + H_2O$  ( $i = 1, 2, \dots, n$ ) having the same water activity as that of a mixed solution, and those without the superscript (*io*) denote the corresponding quantities in the mixed solution.

The linear isopiestic relation<sup>20</sup> can be expressed as

$$\sum_i \frac{m_{M_iX_i}^{(io)}}{m_{M_iX_i}^{(io)}} = 1 \left( a_w = \text{constant and } 0 \leq \frac{m_{M_iX_i}^{(io)}}{m_{M_iX_i}^{(io)}} \leq 1 \right) \quad (1)$$

where  $m_{M_iX_i}$  and  $m_{M_iX_i}^{(io)}$  are the molalities of  $M_iX_i$  in the mixed aqueous solution  $M_1X_1 + \dots + M_nX_n + H_2O$  and its binary subsystems  $M_iX_i + H_2O$  ( $i = 1, 2, \dots, n$ ) of equal water activity.

According to the semi-ideal solution theory, the conductivity of a mixed electrolyte solutions can be expressed as<sup>17,21</sup>

$$\ln \sigma = \sum_i x_{M_iX_i}^{(io)} \ln \sigma_{M_iX_i}^{(io)} \quad (2)$$

where

$$x_{M_iX_i}^{(io)} = \frac{m_{M_iX_i} + 55.51 \frac{m_{M_iX_i}^{(io)}}{m_{M_iX_i}^{(io)}}}{\sum_i m_{M_iX_i} + 55.51 \sum_i \frac{m_{M_iX_i}^{(io)}}{m_{M_iX_i}^{(io)}}}$$

is the mole fraction of the binary solution  $M_iX_i + H_2O$  in the mixed solution  $M_1X_1 + \dots + M_nX_n + H_2O$  of equal water activity.

**Table 2.** Conductivities of the Binary Systems  $Y(NO_3)_3 + H_2O$ ,  $Ce(NO_3)_3 + H_2O$ ,  $La(NO_3)_3 + H_2O$ , and  $Nd(NO_3)_3 + H_2O$  at Different Temperatures<sup>a</sup>

$m_B$	$\sigma_{293.15}^o$	$\sigma_{298.15}^o / \text{mS} \cdot \text{cm}^{-1}$		$\sigma_{308.15}^o$
$\text{mol} \cdot \text{kg}^{-1}$	$\text{mS} \cdot \text{cm}^{-1}$	exp.	ref.	$\text{mS} \cdot \text{cm}^{-1}$
Y(NO <sub>3</sub> ) <sub>3</sub> (B) + H <sub>2</sub> O (A)				
0.4989	72.02	83.39		99.22
0.9965	100.31	116.14		136.92
1.4972	103.55	119.96		141.72
1.9820	94.33	109.04		130.31
2.9475	63.49	74.21		90.84
3.9452	36.76	43.96		56.11
4.9575	18.88	22.84		30.78
Ce(NO <sub>3</sub> ) <sub>3</sub> (B) + H <sub>2</sub> O (A)				
0.5112	66.18	74.00		87.75
1.0313	85.13	94.46		112.42
1.5546	82.17	91.49		109.50
1.9969	72.44	81.03		97.79
3.1308	43.09	48.98		61.36
3.9676	26.73	30.99		40.18
4.4616	19.12	22.44		29.59
Nd(NO <sub>3</sub> ) <sub>3</sub> (B) + H <sub>2</sub> O (A)				
0.5220	67.83	74.76 (49.35) <sup>b</sup>	49.28 <sup>25</sup>	89.71
1.0213	87.84	96.64 (33.68)	33.63	115.43
1.5554	86.55	95.45 (22.66)	22.64	114.44
2.0934	74.40	82.70 (15.14)	15.16	100.09
3.0857	47.08	53.29 (7.10)	7.11	66.51
4.1242	25.21	29.31 (3.14)	3.13	38.21
4.2972	22.19	26.23 (2.73)	2.73	34.22

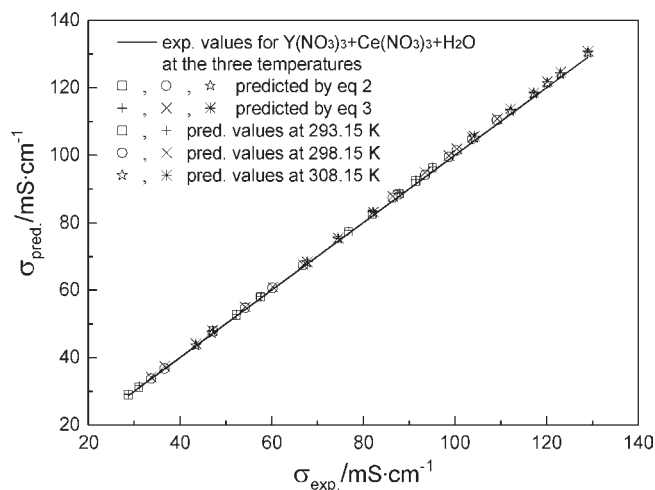
<sup>a</sup> Standard uncertainties  $u$  are  $u(m_B) = \pm 0.00005 \text{ mol} \cdot \text{kg}^{-1}$ ,  $u(T) = \pm 0.05 \text{ K}$ , and the combined expanded uncertainty  $U_c$  is  $U_c(\sigma) = \pm 0.5 \%$  (level of confidence = 0.95). <sup>b</sup> Values in parentheses are equivalent conductances, of which the unit is  $(\text{absolute ohm})^{-1} \cdot \text{cm}^2 \cdot \text{equiv}^{-1}$ .

**Table 3. Comparisons of Measured and Predicted Conductivities of the Ternary System  $Y(NO_3)_3$  (B) +  $Ce(NO_3)_3$  (C) +  $H_2O$  (A) at Different Temperatures<sup>a</sup>**

$m_B$	$m_C$	$\sigma$			$\Delta\sigma$	
		$mS \cdot cm^{-1}$			$mS \cdot cm^{-1}$	
$mol \cdot kg^{-1}$	$mol \cdot kg^{-1}$	exp	eq 2	eq 3	$\Delta_{eq 2}$	$\Delta_{eq 3}$
293.15 K						
0.2545	0.7679	87.86	88.64	88.94	0.78	1.08
0.5027	0.5111	91.45	92.30	92.71	0.85	1.26
0.7527	0.2523	95.12	96.20	96.51	1.08	1.39
0.4944	1.4988	76.77	77.28	77.77	0.51	1.00
0.9897	0.9998	81.94	82.57	83.21	0.63	1.27
1.4843	0.5014	87.36	88.20	88.68	0.84	1.32
0.7655	2.3177	47.24	47.80	47.95	0.56	0.71
1.4879	1.5503	52.32	52.60	52.81	0.28	0.49
2.2402	0.7513	57.59	58.01	58.17	0.42	0.58
0.9855	2.9766	28.74	28.87	29.19	0.13	0.45
1.9734	1.9830	31.08	31.20	31.69	0.12	0.61
			$\delta_{\sigma}^{eq\ i b}$		$7.9 \cdot 10^{-3}$	$1.4 \cdot 10^{-2}$
298.15 K						
0.2545	0.7679	98.69	99.55	99.92	0.86	1.23
0.5027	0.5111	103.80	104.81	105.32	1.01	1.52
0.7527	0.2523	109.17	110.39	110.77	1.22	1.60
0.4944	1.4988	86.48	87.35	87.89	0.87	1.41
0.9897	0.9998	93.50	94.16	94.89	0.66	1.39
1.4843	0.5014	100.42	101.37	101.91	0.95	1.49
0.7655	2.3177	54.24	54.77	54.98	0.53	0.74
1.4879	1.5503	60.22	60.68	60.98	0.46	0.76
2.2402	0.7513	66.84	67.38	67.61	0.54	0.77
0.9855	2.9766	33.73	33.79	34.18	0.06	0.45
1.9734	1.9830	36.68	36.81	37.42	0.13	0.74
			$\delta_{\sigma}^{eq\ i b}$		$7.9 \cdot 10^{-3}$	$1.5 \cdot 10^{-2}$
308.15 K						
0.2545	0.7679	117.21	118.16	118.56	0.95	1.35
0.5027	0.5111	123.01	124.09	124.63	1.08	1.62
0.7527	0.2523	129.05	130.36	130.77	1.31	1.72
0.4944	1.4988	104.25	105.11	105.71	0.86	1.46
0.9897	0.9998	112.15	113.00	113.80	0.85	1.65
1.4843	0.5014	120.15	121.32	121.91	1.17	1.76
0.7655	2.3177	67.75	68.24	68.40	0.49	0.65
1.4879	1.5503	74.50	75.20	75.43	0.70	0.93
2.2402	0.7513	82.19	83.00	83.18	0.81	0.99
0.9855	2.9766	43.45	43.57	44.10	0.12	0.65
1.9734	1.9830	47.05	47.22	48.07	0.17	1.02
			$\delta_{\sigma}^{eq\ i b}$		$7.8 \cdot 10^{-3}$	$1.4 \cdot 10^{-2}$

<sup>a</sup> Standard uncertainties  $u$  are  $u(m_B) = \pm 0.00005 mol \cdot kg^{-1}$ ,  $u(m_C) = \pm 0.00005 mol \cdot kg^{-1}$ ,  $u(T) = \pm 0.05 K$ , and the combined expanded uncertainty  $U_c$  is  $U_c(\sigma) = \pm 0.5\%$  (level of confidence = 0.95). <sup>b</sup>  $\delta_{\sigma}^{eq\ i} = \sum_{j=1}^N (|\sigma_j^{(eq\ i)} - \sigma_j^{(exp)}| / \sigma_j^{(exp)}) / N$ .

$\sigma$  and  $\sigma_{M_i X_i}^{(io)}$  are the conductivities of the mixed solution and its binary solution  $M_i X_i + H_2O$  ( $i = 1, 2, \dots, n$ ) of equal water activity.



**Figure 1.** Comparisons of measured and predicted conductivities of the ternary system  $Y(NO_3)_3 + Ce(NO_3)_3 + H_2O$  at different temperatures.

The generalized Young's rule for the conductivity of the mixed electrolyte solutions<sup>1,16</sup> can be expressed as

$$\sigma = \sum_i y_{M_i X_i} \sigma_{M_i X_i}^{o, I} \quad (3)$$

where  $y_{M_i X_i} = I_{M_i X_i} / \sum_j I_{M_j X_j}$  is ionic strength fraction.  $\sigma_{M_i X_i}^{o, I}$  is the conductivity of the binary solution  $M_i X_i + H_2O$  of equal ionic strength.

**Comparisons with Experimental Data.** The measured conductivities were used to test eqs 2 and 3, and the test procedure is briefly summarized as follows:

- (1) Represent the measured conductivities of the binary solutions by the following polynomial equations:

$$\sigma_{M_i X_i}^{o, (calc)} = \sum_{l=0}^N A_l (m_{M_i X_i}^o)^l \quad (4)$$

where  $\sigma_{M_i X_i}^{o, (calc)}$  and  $m_{M_i X_i}^o$  denote the conductivity and molality of the binary aqueous solution  $M_i X_i + H_2O$  ( $i = 1, 2, \dots, n$ ). The optimum fit was obtained by variation of  $l$  until the values of  $\delta_{\sigma_{M_i X_i}}^o = \sum_{j=1}^N (|\sigma_{M_i X_i}^{o, (calc)} - \sigma_{M_i X_i}^{o, (exp)}| / \sigma_{M_i X_i}^{o, (exp)}) / N$  is less than a few parts in  $10^{-4}$ . The values of  $A_l$  and  $\delta_{\sigma_{M_i X_i}}^o$  obtained for the three binary solutions are shown in Table 1. Note that seven molalities were studied for each binary solution, and  $A_0 - A_5$  were used in each case to precisely reproduce the measured values. Therefore, eq 4 is not suitable for extrapolations to higher or lower molalities.

- (2) The reported osmotic coefficient data<sup>22-24</sup> were represented by the equations  $\varphi_{M_i X_i}^{o, (calc)} = \sum_{l=0}^N B_l (m_{M_i X_i}^o)^{l/2}$ . The obtained values of  $B_l$  are shown in Table 1. Then, the compositions ( $m_{M_i X_i}^{(io)}$ ) of the binary solutions having the same water activity as that of the mixed solution of given molalities  $m_{M_i X_i}$  ( $i = 1, 2, \dots, n$ ) were determined using the osmotic coefficients of  $M_i X_i$  ( $i = 1, 2, \dots, n$ )<sup>22-24</sup> and eq 1.
- (3) Determine the compositions ( $m_{M_i X_i}^{o, I}$ ) of the binary solutions having the same ionic strength as that of the mixed solution of given molalities  $m_{M_i X_i}$  ( $i = 1, 2, \dots, n$ ).
- (4) Insert the values of  $\sigma_{M_i X_i}^{(io)}$  and  $\sigma_{M_i X_i}^{o, I}$  calculated from eq 4 into eqs 2 and 3 to yield the predictions for the mixed solutions of given  $m_{M_i X_i}$  ( $i = 1, 2, \dots, n$ ), which are then compared with the corresponding experimental data. Note that  $m_{M_i X_i}^{(io)}$  and  $m_{M_i X_i}^{o, I}$  are within the experimental molality ranges of the binary solutions and are close to

**Table 4.** Comparisons of Measured and Predicted Conductivities of the Ternary System  $Y(NO_3)_3$  (B) +  $Nd(NO_3)_3$  (C) +  $H_2O$  (A) at Different Temperatures<sup>a</sup>

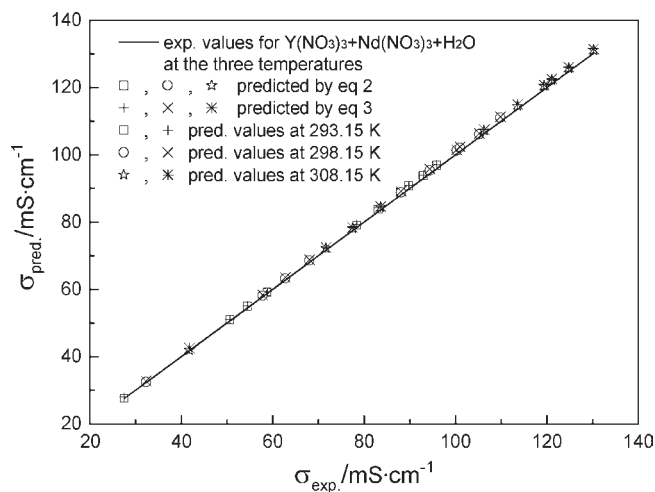
$m_B$	$m_C$	$\sigma$			$\Delta\sigma$	
		mS·cm <sup>-1</sup>			mS·cm <sup>-1</sup>	
mol·kg <sup>-1</sup>	mol·kg <sup>-1</sup>	exp	eq 2	eq 3	$\Delta_{eq 2}$	$\Delta_{eq 3}$
293.15 K						
0.2532	0.7618	89.85	90.78	90.97	0.93	1.12
0.5005	0.5083	93.01	93.78	94.04	0.77	1.03
0.7512	0.2514	95.92	96.97	97.16	1.05	1.24
0.5132	1.5514	78.42	79.03	79.32	0.61	0.90
1.0147	1.0217	83.09	83.88	84.27	0.79	1.18
1.5034	0.5055	87.98	88.93	89.23	0.95	1.25
0.7595	2.2906	50.58	50.90	51.06	0.32	0.48
1.5011	1.5142	54.48	54.89	55.11	0.41	0.63
2.2355	0.7454	58.76	59.13	59.29	0.37	0.53
1.0125	3.0658	27.45	27.54	27.99	0.09	0.54
				$\delta_{\sigma}^{eq\ 2}$	$8.1 \cdot 10^{-3}$	$1.3 \cdot 10^{-2}$
298.15 K						
0.2532	0.7618	100.22	101.30	101.54	1.08	1.32
0.5005	0.5083	105.17	106.04	106.36	0.87	1.19
0.7512	0.2514	109.88	111.04	111.28	1.16	1.40
0.5132	1.5514	88.09	88.86	89.16	0.77	1.07
1.0147	1.0217	94.38	95.32	95.73	0.94	1.35
1.5034	0.5055	101.00	102.02	102.34	1.02	1.34
0.7595	2.2906	57.78	58.13	58.35	0.35	0.57
1.5011	1.5142	62.74	63.20	63.51	0.46	0.77
2.2355	0.7454	68.02	68.59	68.83	0.57	0.81
1.0125	3.0658	32.31	32.45	32.78	0.14	0.47
				$\delta_{\sigma}^{eq\ 2}$	$8.4 \cdot 10^{-3}$	$1.3 \cdot 10^{-2}$
308.15 K						
0.2532	0.7618	119.36	120.53	120.79	1.17	1.43
0.5005	0.5083	124.80	125.73	126.09	0.93	1.29
0.7512	0.2514	130.22	131.21	131.48	0.99	1.26
0.5132	1.5514	106.27	107.14	107.47	0.87	1.20
1.0147	1.0217	113.57	114.52	114.98	0.95	1.41
1.5034	0.5055	121.08	122.17	122.52	1.09	1.44
0.7595	2.2906	71.65	72.24	72.42	0.59	0.77
1.5011	1.5142	77.51	78.17	78.43	0.66	0.92
2.2355	0.7454	83.62	84.43	84.63	0.81	1.01
1.0125	3.0658	41.78	41.92	42.51	0.14	0.73
				$\delta_{\sigma}^{eq\ 2}$	$8.0 \cdot 10^{-3}$	$1.2 \cdot 10^{-2}$

<sup>a</sup> Standard uncertainties  $u$  are  $u(m_B) = \pm 0.00005$  mol·kg<sup>-1</sup>,  $u(m_C) = \pm 0.00005$  mol·kg<sup>-1</sup>,  $u(T) = \pm 0.05$  K, and the combined expanded uncertainty  $U_c$  is  $U_c(\sigma) = \pm 0.5\%$  (level of confidence = 0.95). <sup>b</sup>  $\delta_{\sigma}^{eq\ 1} = \sum_{j=1}^N (|\sigma_{j(eq\ i)} - \sigma_{j(exp)}| / \sigma_{j(exp)}) / N$ .

$m_{M_i X_i}^0$  and, therefore, eq 4 can yield accurate predictions for  $\sigma_{M_i X_i}^{(io)}$  and  $\sigma_{M_i X_i}^{o1}$ .

In this paper, the differences between predicted and measured conductivities are defined by<sup>17</sup>

$$\Delta_{eqi} = \sigma_{eqi} - \sigma_{exp} \quad (5)$$



**Figure 2.** Comparisons of measured and predicted conductivities of the ternary system  $Y(NO_3)_3 + Nd(NO_3)_3 + H_2O$  at different temperatures.

The average relative differences between the predicted and measured conductivities over the entire experimental composition range of the ternary solution are defined by<sup>17</sup>

$$\delta_{\sigma} = \sum_{i=1}^N |\delta_{\sigma,i}| / N \quad (6)$$

with  $\delta_{\sigma,i} = (\sigma_{i(calc)} - \sigma_{i(exp)}) / \sigma_{i(exp)}$ , where  $N$  is the number of experimental data.

## RESULTS AND DISCUSSION

Table 2 shows the measured conductivities of the binary solutions  $Y(NO_3)_3 + H_2O$ ,  $Ce(NO_3)_3 + H_2O$ , and  $Nd(NO_3)_3 + H_2O$  at different temperatures. Only the measured conductivities for binary solution  $Nd(NO_3)_3 + H_2O$  at 298.15 K are compared with the values reported in ref 25. It can be seen that the agreements are good.

Table 3 and Figure 1 compare measured and predicted conductivities for the ternary solutions  $Y(NO_3)_3 + Ce(NO_3)_3 + H_2O$  at different temperatures. It is notable that the osmotic coefficients of its binary subsystems at 298.15 K are used to calculate the compositions ( $m_{M_i X_i}^{(io)}$ ) of the binary solutions at (293.15 and 308.15) K. It is clear from the third to seventh columns of Table 3 that the agreements are good: the  $\delta_{\sigma}^{eq\ 2}$  values at (293.15, 298.15, and 308.15) K are  $7.9 \cdot 10^{-3}$ ,  $7.9 \cdot 10^{-3}$ , and  $7.8 \cdot 10^{-3}$ , respectively. The values of  $\delta_{\sigma}^{eq\ 3}$  at (293.15, 298.15, and 308.15) K are  $1.4 \cdot 10^{-2}$ ,  $1.5 \cdot 10^{-2}$ , and  $1.4 \cdot 10^{-2}$ , respectively.

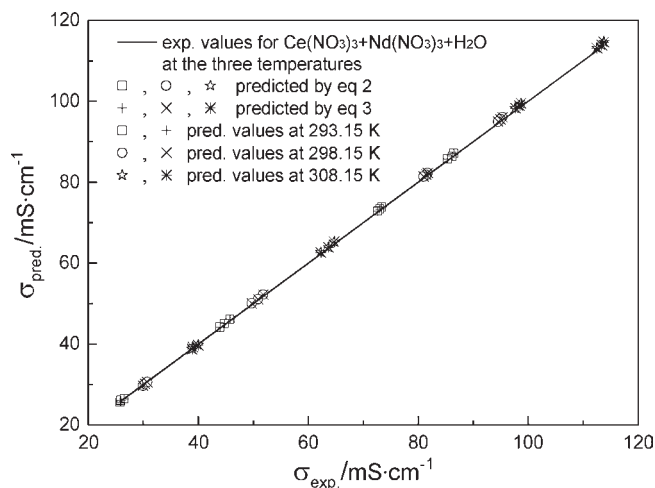
Table 4 and Figure 2 compare measured and predicted conductivities for the ternary solutions  $Y(NO_3)_3 + Nd(NO_3)_3 + H_2O$  at different temperatures. The  $\delta_{\sigma}^{eq\ 2}$  values at (293.15, 298.15, and 308.15) K are  $8.1 \cdot 10^{-3}$ ,  $8.4 \cdot 10^{-3}$ , and  $8.0 \cdot 10^{-3}$ , respectively. The values of  $\delta_{\sigma}^{eq\ 3}$  at (293.15, 298.15, and 308.15) K are  $1.3 \cdot 10^{-2}$ ,  $1.3 \cdot 10^{-2}$ , and  $1.2 \cdot 10^{-2}$ , respectively.

Table 5 and Figure 3 compare measured and predicted conductivities for the ternary solutions  $Ce(NO_3)_3 + Nd(NO_3)_3 + H_2O$  at different temperatures. The  $\delta_{\sigma}^{eq\ 2}$  values at (293.15, 298.15, and 308.15) K are  $5.5 \cdot 10^{-3}$ ,  $5.8 \cdot 10^{-3}$ , and  $6.0 \cdot 10^{-3}$ , respectively. The values of  $\delta_{\sigma}^{eq\ 3}$  at the three temperatures are  $5.6 \cdot 10^{-3}$ ,  $5.9 \cdot 10^{-3}$ , and  $6.1 \cdot 10^{-3}$ , respectively. The above results indicate that both eqs 2 and 3 can provide good predictions for the conductivities of the examined mixed solutions and

**Table 5. Comparisons of Measured and Predicted Conductivities of the Ternary System Ce(NO<sub>3</sub>)<sub>3</sub> (B) + Nd(NO<sub>3</sub>)<sub>3</sub> (C) + H<sub>2</sub>O (A) at Different Temperatures<sup>a</sup>**

$m_B$	$m_C$	$\sigma$			$\Delta\sigma$	
		mS·cm <sup>-1</sup>			mS·cm <sup>-1</sup>	
mol·kg <sup>-1</sup>	mol·kg <sup>-1</sup>	exp	eq 2	eq 3	$\Delta_{\text{eq 2}}$	$\Delta_{\text{eq 3}}$
293.15 K						
0.2565	0.7673	86.45	87.14	87.15	0.69	0.70
0.5097	0.5165	86.14	86.46	86.47	0.32	0.33
0.7720	0.2568	85.30	85.76	85.77	0.46	0.47
0.5182	1.5501	73.35	73.89	73.91	0.54	0.56
1.0233	1.0207	73.03	73.38	73.41	0.35	0.38
1.5159	0.5042	72.61	72.87	72.90	0.26	0.29
0.7723	2.3246	45.75	46.08	46.08	0.33	0.33
1.5687	1.5396	44.78	45.07	45.06	0.29	0.28
2.3415	0.7779	43.90	44.10	44.09	0.20	0.19
1.0189	3.0651	25.78	25.65	25.64	-0.13	-0.14
2.0174	2.0272	25.91	26.05	26.03	0.14	0.12
3.0001	1.0057	26.51	26.40	26.39	-0.11	-0.12
			$\delta_{\sigma}^{\text{eq } i b}$		$5.5 \cdot 10^{-3}$	$5.6 \cdot 10^{-3}$
298.15 K						
0.2565	0.7673	95.30	96.06	96.07	0.76	0.77
0.5097	0.5165	94.95	95.52	95.52	0.57	0.57
0.7720	0.2568	94.56	94.95	94.96	0.39	0.40
0.5182	1.5501	81.72	82.23	82.26	0.51	0.54
1.0233	1.0207	81.45	81.79	81.84	0.34	0.39
1.5159	0.5042	80.95	81.37	81.40	0.42	0.45
0.7723	2.3246	51.79	52.22	52.22	0.43	0.43
1.5687	1.5396	50.87	51.12	51.11	0.25	0.24
2.3415	0.7779	49.70	50.07	50.06	0.37	0.36
1.0189	3.0651	29.95	29.74	29.74	-0.21	-0.21
2.0174	2.0272	30.28	30.18	30.18	-0.10	-0.10
3.0001	1.0057	30.74	30.59	30.59	-0.15	-0.15
			$\delta_{\sigma}^{\text{eq } i b}$		$5.8 \cdot 10^{-3}$	$5.9 \cdot 10^{-3}$
308.15 K						
0.2565	0.7673	113.76	114.63	114.63	0.87	0.87
0.5097	0.5165	113.37	113.88	113.89	0.51	0.52
0.7720	0.2568	112.48	113.10	113.12	0.62	0.64
0.5182	1.5501	98.69	99.44	99.47	0.75	0.78
1.0233	1.0207	98.39	98.85	98.89	0.46	0.50
1.5159	0.5042	97.63	98.27	98.30	0.64	0.67
0.7723	2.3246	64.70	65.24	65.23	0.54	0.53
1.5687	1.5396	63.67	63.92	63.92	0.25	0.25
2.3415	0.7779	62.25	62.67	62.66	0.42	0.41
1.0189	3.0651	38.89	38.74	38.74	-0.15	-0.15
2.0174	2.0272	38.99	39.26	39.25	0.27	0.26
3.0001	1.0057	39.96	39.73	39.73	-0.23	-0.23
			$\delta_{\sigma}^{\text{eq } i b}$		$6.0 \cdot 10^{-3}$	$6.1 \cdot 10^{-3}$

<sup>a</sup> Standard uncertainties  $u$  are  $u(m_B) = \pm 0.00005 \text{ mol} \cdot \text{kg}^{-1}$ ,  $u(m_C) = \pm 0.00005 \text{ mol} \cdot \text{kg}^{-1}$ ,  $u(T) = \pm 0.05 \text{ K}$ , and the combined expanded uncertainty  $U_c$  is  $U_c(\sigma) = \pm 0.5 \%$  (level of confidence = 0.95). <sup>b</sup>  $\delta_{\sigma}^{\text{eq } i} = \sum_{j=1}^N (|\sigma_{j(\text{eq } i)} - \sigma_{j(\text{exp})}| / \sigma_{j(\text{exp})}) / N$ .



**Figure 3.** Comparisons of measured and predicted conductivities of the ternary system Ce(NO<sub>3</sub>)<sub>3</sub> + Nd(NO<sub>3</sub>)<sub>3</sub> + H<sub>2</sub>O at different temperatures.

that the predictions of eq 2 are slightly better than those of eq 3. One of the advantages of the semi-ideal solution theory is that its simple equations are applicable to aqueous solutions of electrolyte mixtures and (electrolyte + nonelectrolyte) mixtures.<sup>26</sup> The advantage of the generalized Young's rule is that it does not require the osmotic coefficient data of the binary solutions. A limitation of the semi-ideal solution theory is that eq 2 needs the osmotic coefficients of the binary solutions. However, as can be seen from the present results and the previous results,<sup>27,28</sup> the osmotic coefficients measured at 298.15 K can be used to determine the molalities  $m_{M_i X_i}^{(io)}$  of the binary solutions at other temperatures, which can then be used to provide good predictions for the densities or the surface tensions of the mixed electrolyte solutions in the (293.15 to 308.15) K range or in the (283.15 to 343.15) K range, respectively. On the basis of these results, we are confident that the use of isopiestic data at 298.15 K can yield good predictions for the conductivities of mixed solutions in the (293.15 to 343.15) K range. Because the osmotic coefficients of the binary electrolyte solutions at 298.15 K have been extensively reported in the literature, the use of the osmotic coefficients of the binary solutions makes the calculations more complicated but exerts little influence on the application of the corresponding equations. For systems in which isopiestic data are not available, a good activity coefficient model may be used to obtain the molalities of binary and ternary solutions with equal water activity.

The isopiestic results at 298.15 K have been reported<sup>29</sup> for the ternary system Y(NO<sub>3</sub>)<sub>3</sub>(B) + Nd(NO<sub>3</sub>)<sub>3</sub>(C) + H<sub>2</sub>O and their binary subsystems. These results were used to calculate the values of  $z$  ( $z = (m_B/m_B^0) + (m_C/m_C^0)$ , see Table S1 of the Supporting Information). The thus-obtained relationship  $(m_B/m_B^0) + (m_C/m_C^0) = z$  were used together with the reported osmotic coefficient data of the binary solutions<sup>22,23</sup> to determine the compositions ( $m_{M_i X_i}^{(io)}$ ) of the binary solutions having the same water activity as that of the ternary solutions of given molalities  $m_{M_i X_i}$  ( $i = 1, 2, \dots, n$ ). The values of  $m_{M_i X_i}^{(io)}$  were used to calculate the values of  $\sigma_{M_i X_i}^{(io)}$  and then to predict the conductivities for the mixed solutions. It is seen from Table S2 (Supporting Information) that the predictions agree well with the predictions based on eq 1, i.e.,  $(m_B/m_B^0) + (m_C/m_C^0) = 1$ .

## CONCLUSIONS

Conductivities were measured for the ternary systems  $Y(NO_3)_3 + Ce(NO_3)_3 + H_2O$ ,  $Y(NO_3)_3 + Nd(NO_3)_3 + H_2O$ , and  $Ce(NO_3)_3 + Nd(NO_3)_3 + H_2O$ , and their binary subsystems at (293.15, 298.15, and 308.15) K and then were used to verify the applicability of the generalized Young's rule and the semi-ideal solution theory for the conductivity of the mixed electrolyte solutions. The comparison results show that the two simple equations can yield good predictions for the conductivities of the ternary electrolyte solutions in terms of the properties of the binary solutions, but do not involve mixing parameters, avoiding much complexity in the calculation of conductivities of the mixed solutions. The comparison results also show that the extensively reported osmotic coefficients of the binary solutions measured at 298.15 K can be used to determine the compositions of the binary solutions having the same water activity as that of the mixed solutions at other temperatures.

## ASSOCIATED CONTENT

**Supporting Information.** Calculated values of  $z$  for the ternary system  $Y(NO_3)_3$  (B) +  $Nd(NO_3)_3$  (C) +  $H_2O$  (A) (Table S1); comparisons of measured and predicted conductivities of the ternary system  $Y(NO_3)_3$  (B) +  $Nd(NO_3)_3$  (C) +  $H_2O$  (A) at 298.15 K (Table S2). This material is available free of charge via the Internet at <http://pubs.acs.org>.

## AUTHOR INFORMATION

### Corresponding Author

\*E-mail: [huyf3581@sina.com](mailto:huyf3581@sina.com). Tel.: +86-10-89733846.

### Funding Sources

The authors thank the National Natural Science Foundation of China (20976189 and 21076224) and Science Foundation of China University of Petroleum, Beijing (qzdx-2011-01).

## REFERENCES

- Miller, D. G. Binary mixing approximations and relations between specific conductance, molar conductance, equivalent conductance, and ionic conductance for mixtures. *J. Phys. Chem.* **1996**, *100*, 1220–1226.
- Hu, Y. F.; Lee, H. Prediction of viscosity of mixed electrolyte solutions based on the Eyring's absolute rate theory and the semi-ideal hydration model. *Electrochim. Acta* **2003**, *48*, 1789–1796.
- Hu, Y. F. Prediction of viscosity of mixed electrolyte solutions based on the Eyring's absolute rate theory and the equations of Patwardhan and Kumar. *Chem. Eng. Sci.* **2004**, *59*, 2457–2464.
- Yang, J. Z.; Liu, J. G.; Tong, J.; Guan, W.; Fang, D. W.; Yan, C. W. Systematic study of the simple predictive approaches for thermodynamic and transport properties of multicomponent solutions. *Ind. Eng. Chem. Res.* **2010**, *49*, 7671–7677.
- Andrzej, A.; Malgorzata, M. L. Computation of electrical conductivity of multicomponent aqueous systems in wide concentration and temperature ranges. *Ind. Eng. Chem. Res.* **1997**, *36*, 1932–1943.
- Scatchard, G. The speed of reaction in concentrated solutions and the mechanism of the inversion of sucrose. *J. Am. Chem. Soc.* **1921**, *43*, 2387–2406.
- Scatchard, G. The hydration of sucrose in water solution as calculated from vapor-pressure measurements. *J. Am. Chem. Soc.* **1921**, *43*, 2406–2418.
- Stokes, R. H.; Robinson, R. A. Ionic hydration and activity in electrolyte solutions. *J. Am. Chem. Soc.* **1948**, *70*, 1870–1878.
- Robinson, R. A.; Stokes, R. H. Activity coefficients in aqueous solutions of sucrose, mannitol and their mixtures at 25°C. *J. Phys. Chem.* **1961**, *65*, 1954–1958.
- Stokes, R. H.; Robinson, R. A. Interactions in aqueous nonelectrolyte solutions. I. Solute–solvent equilibria. *J. Phys. Chem.* **1966**, *70*, 2126–2130.
- Hu, Y. F. The thermodynamics of nonelectrolyte systems at constant activities of any number of components. *J. Phys. Chem. B* **2003**, *107*, 13168–13177.
- Hu, Y. F.; Fan, S. S.; Liang, D. Q. The semi-ideal solution theory for mixed ionic solutions at solid-liquid-vapor equilibrium. *J. Phys. Chem. A* **2006**, *110*, 4276–4284.
- Young, T. F.; Wu, Y. C.; Krawetz, A. A. Thermal effects of the interactions between ions of like charge. *Discuss. Faraday Soc.* **1957**, *24*, 37–42.
- Hu, Y. F.; Zhang, Z. X.; Zhang, Y. H.; Fan, S. S.; Liang, D. Q. Viscosity and density of the nonelectrolyte system mannitol + sorbitol + sucrose +  $H_2O$  and its binary and ternary subsystems at 298.15 K. *J. Chem. Eng. Data* **2006**, *51*, 438–442.
- Hu, Y. F. New Predictive equations for the specific and apparent molar heat capacities of multicomponent aqueous solutions conforming to the linear isopiestic relation. *Bull. Chem. Soc. Jpn.* **2001**, *74*, 47–52.
- Wu, Y. C.; Koch, W. F.; Zhong, E. C.; Friedman, H. L. The cross-square rule for transport in electrolyte mixtures. *J. Phys. Chem.* **1988**, *92*, 1692–1695.
- Hu, Y. F.; Zhang, X. M.; Li, J. G.; Liang, Q. Q. The semi-ideal solution theory. 2. Extension to conductivity of mixed electrolyte solutions. *J. Phys. Chem. B* **2008**, *112*, 15376–15381.
- Spedding, F. H.; Pikal, M. J.; Ayers, B. O. Apparent molal volumes of some aqueous rare earth chloride and nitrate solutions at 25°C. *J. Phys. Chem.* **1966**, *70*, 2440–2449.
- Spedding, F. H.; Cullen, P. F.; Habenschuss, A. Apparent molal volumes of some dilute aqueous rare earth salt solutions at 25°C. *J. Phys. Chem.* **1974**, *78*, 1106–1110.
- Zdanovskii, A. B. Regularities in the property variations of mixed solutions. *Trudy Solyanoi Laboratorii Akad. Nauk SSSR* **1936**, *No.6*, 5–70.
- Hu, Y. F.; Zhang, X. M.; Jin, C. W.; Peng, X. M. The semi-ideal solution theory. 3. Extension to viscosity of multicomponent aqueous solutions. *J. Solution Chem.* **2010**, *39*, 1828–1844.
- Rard, J. A.; Miller, D. G.; Spedding, F. H. Isopiestic determination of the activity coefficients of some aqueous rare earth electrolyte solutions at 25°C. 4.  $La(NO_3)_3$ ,  $Pr(NO_3)_3$ , and  $Nd(NO_3)_3$ . *J. Chem. Eng. Data* **1979**, *24*, 348–354.
- Rard, J. A.; Spedding, F. H. Isopiestic determination of the activity coefficients of some aqueous rare earth electrolyte solutions at 25°C. 6.  $Eu(NO_3)_3$ ,  $Y(NO_3)_3$ , and  $YCl_3$ . *J. Chem. Eng. Data* **1982**, *27*, 454–461.
- Ruas, A.; Simonin, J. P.; Turq, P.; Moisy, Ph. Experimental determination of water activity for binary aqueous cerium(III) ionic solutions: application to an assessment of the predictive capability of the binding mean spherical approximation model. *J. Phys. Chem. B* **2005**, *109*, 23043–23050.
- Rard, J. A.; Spedding, F. H. Electrical conductances of some aqueous rare earth electrolyte solutions at 25°C. III. The rare earth nitrates. *J. Phys. Chem.* **1975**, *79*, 257–262.
- Hu, Y. F.; Peng, X. M.; Jin, C. W.; Liang, Y. G.; Chu, H. D.; Zhang, X. M. The semi-ideal solution theory. 4. Applications to the densities and conductivities of the mixed electrolyte and nonelectrolyte solutions. *J. Solution Chem.* **2010**, *39*, 1597–1608.
- Hu, Y. F.; Jin, C. W.; Ling, S.; Zhang, J. Z. Densities of the ternary systems  $Y(NO_3)_3 + Ce(NO_3)_3 + H_2O$ ,  $Y(NO_3)_3 + Nd(NO_3)_3 + H_2O$ , and  $Ce(NO_3)_3 + Nd(NO_3)_3 + H_2O$  and their binary subsystems at different temperatures. *J. Chem. Eng. Data* **2010**, *55*, S031–S035.
- Peng, X. M.; Hu, Y. F.; Zhang, J. Z.; Ling, S. A new equation for prediction of surface tension of mixed electrolyte solutions. *Sci. China Chem.* **2010**, *40*, 1324–1331 (in Chinese).
- Wang, Z. C.; He, M.; Wang, J.; Li, J. L. Modeling of aqueous 3–1 rare earth electrolytes and their mixtures to very high concentrations. *J. Solution Chem.* **2006**, *35*, 1137–1156.